



CL-3050 Cable Mount Luminaires. Available in three different sizes and in multiple finishes. CL-3050 fixture is commonly installed in Interior / Exterior facilities such as: Public Buildings, Shopping Plazas, Restaurants and others Business Facilities or Residential Areas.  
-5 Year Limited Warranty.

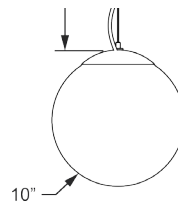
#### FEATURES

- 120/277 Multi-volt
- UL listed for Damp and Wet Locations
- 0-10 Dimming Driver


#### CONSTRUCTION

- Opal Acrylic Globe / Aluminum Cap and Canopy
- 3mils Powder Coat Finish (Multiple finishes available)
- Aircraft Cable (Stainless Steel).


#### Globe Sizes



GL10



GL-14



GL-18



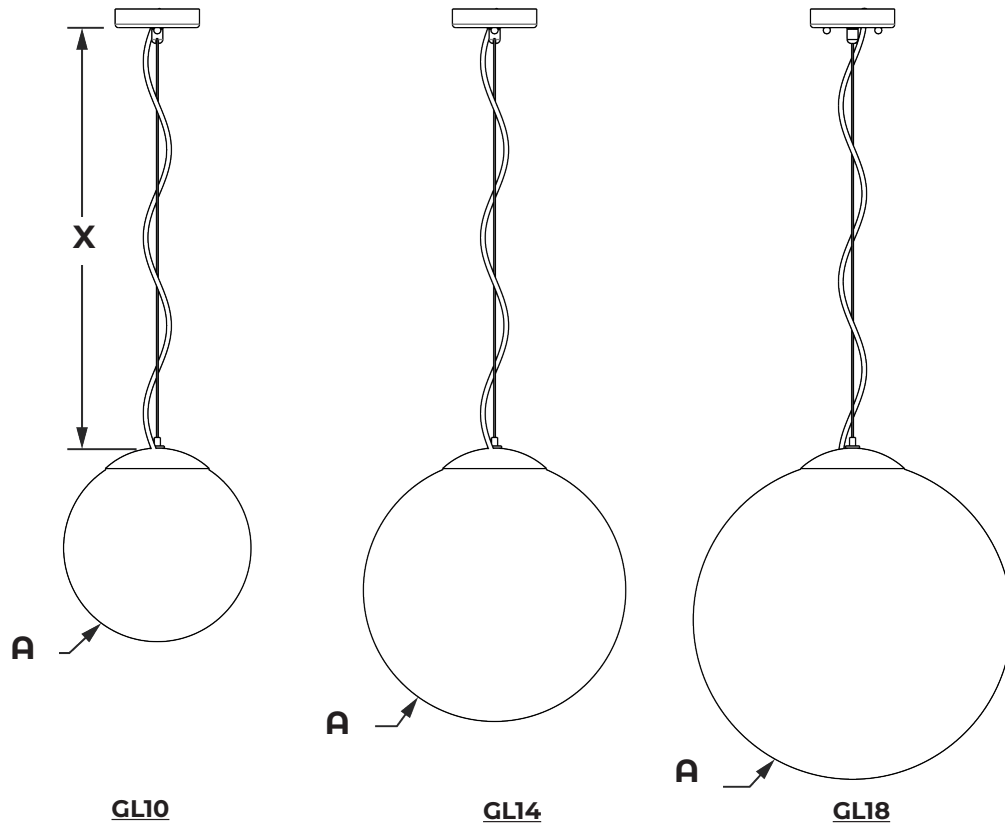
PHILIPS  
LUMILEDS



Example: CL-3050-GL10-10CLEd-30K-MV-CPV-CB4

| Cat #   | Globe Sizes         | Wattage         | Color Temp.    | Voltage          | Finish                  | Mounting         | Options                        |
|---------|---------------------|-----------------|----------------|------------------|-------------------------|------------------|--------------------------------|
| CL-3050 | 10" Globe<br>(GL10) | 10W<br>(10CLEd) | 3000K<br>(30K) | 120-277V<br>(mv) | Matte Black (MBLK)      | Aircraft Cable   | Clear Acrylic<br>Lens<br>(CAL) |
|         | 14" Globe<br>(GL14) | 20W<br>(20CLEd) | 4000K<br>(40K) |                  | Glossy Black (GBLK)     | CBM 4'<br>(CBM2) |                                |
|         | 18" Globe<br>(GL18) | 30W<br>(30CLEd) | 5000K<br>(50K) |                  | Texture Black (TBLK)    | CBM 6'<br>(CBM3) |                                |
|         |                     |                 |                |                  | Texture White (TWHT)    | Custom<br>(CST)  |                                |
|         |                     |                 |                |                  | Silver (SLR)            |                  |                                |
|         |                     |                 |                |                  | Bronze (BRZ)            |                  |                                |
|         |                     |                 |                |                  | Graphite (GPH)          |                  |                                |
|         |                     |                 |                |                  | Copper Vein (CPV)       |                  |                                |
|         |                     |                 |                |                  | Silver Vein (SLV)       |                  |                                |
|         |                     |                 |                |                  | Oil Rubbed Bronze (ORB) |                  |                                |

## Mounting Options



| Cat#         | A   |
|--------------|-----|
| CL-3050-GL10 | 10" |
| CL-3050-GL14 | 14" |
| CL-3050-GL18 | 18" |

| Cat #                              | Input Power | Lumen Output | LPW | Color Temp. (CCT) | CRI | Rated Life (L70) | Input Voltage |
|------------------------------------|-------------|--------------|-----|-------------------|-----|------------------|---------------|
| CL-3050- <b>GL10/14/18</b> -10CLED | 15W         | 1,914        | 191 | 5000K             | 70+ | >200,000         | 120-277V      |
| CL-3050- <b>GL10/14/18</b> -20CLED | 25W         | 2,935        | 146 | 5000K             | 70+ | >200,000         | 120-277V      |
| CL-3050- <b>GL10/14/18</b> -30CLED | 35W         | 4842         | 161 | 5000K             | 70+ | >200,000         | 120-277V      |

Proudly Manufactured and Assembled in the USA