

CLP-246B

Architectural Arms

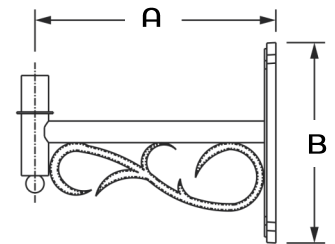
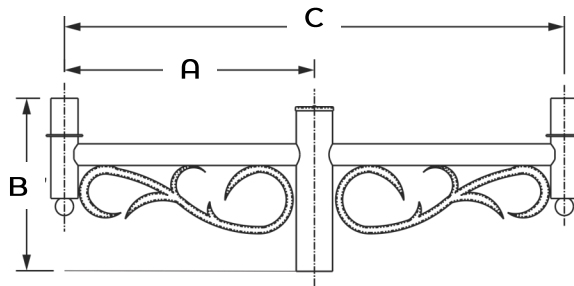
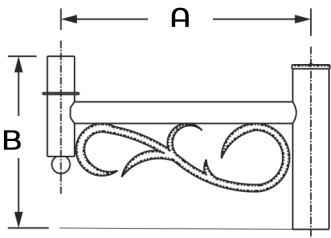
CLP-246B is Constructed of Cast Aluminum . Mount over Round Poles or Tenon of 3", 3-1/2", and 4" O.D., CLP-246B is secured with 3/8" Stainless Steel Set Screws.

Contact us for custom configuration or others mounting. All Decorative Arms are Proudly Designed, Fabricated and Assembled in the USA.

CLP-246B-SGL

CLP-246B-D180

CLP-246B-WM



Dimensions (Average)				EPA
CAT#	A	B	C	
CLP-246-WM	18"	20"	-	
CLP-246B-SGL	20	18	-	
CLP-246B-180	20	18	40	

Example: (CLP-246B-SGL-3-BLK)

CLP-246B			
Cat #	Mounting	Pole or Tenon O.D	Finish
CLP-246B	Wall Mount (WM) Single (SGL) Double 180° (D180)	3" OD (3) 3" 1/2 OD (312) 4" OD (4)	Bronze (BRZ) Black (BLK) White (WHT) Silver (SVR) Grey (GRY) Custom (CS)