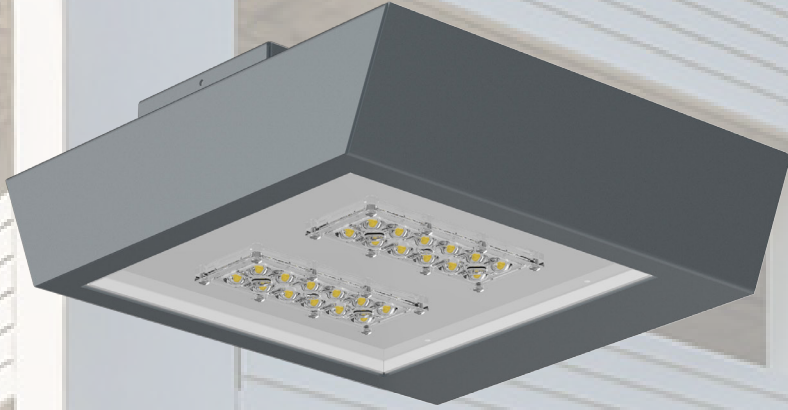
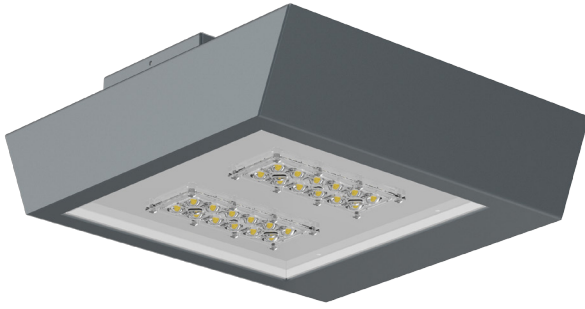


Century
LED Ceiling / Pendant Mount
DESIGN-FUNCTION-QUALITY



Crystal Lighting Corp.





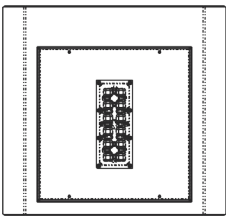
Century is perfect for illuminating interior locations such as: parking garages, canopies, and industrial/commercial spaces. This garage light fixture is designed for wet locations and includes a wide light distribution.
-10 year / 100,000hrs Limited Warranty.

Features.

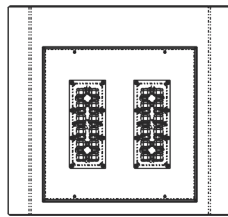
- Optical System designed for Parking Garages
- Energy Savings: Over 60% compared to HID light sources
- Improved lumen maintenance
- Utilizes high efficient Phillips Lumiled LED's
- Operating temperatures: -30°C ~ 60°C
- Driver: 0-10v dimmable, 120-277v, 50/60Hz,
- Suitable for wet locations
- Occupancy sensors and Photo Cell (Optional)
- Operating Life: 200,000 hours (L70)

Construction.

- Housing is formed with aluminum material
- Silicone Gasket to provide IP65 Protection
- 3mil Powder Coat (various colors available.)
- Clear Optic System
- Mounting: Mounting Directly Over a 4" "J" Box on Ceiling / Pendant Mount 12", 24" and 36" Long Stem.

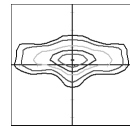


CNT-60W

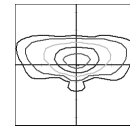


CNT-100W

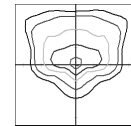
OPTIC DISTRIBUTION



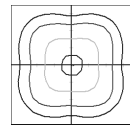
TYPE 2 (T2)



TYPE 3 (T3)



TYPE 4 (T4)



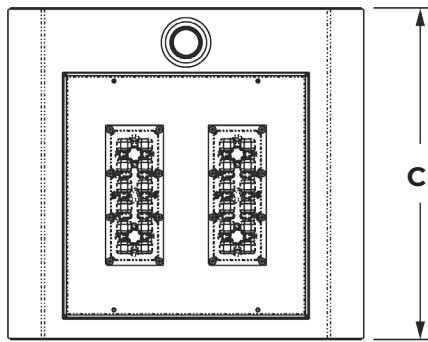
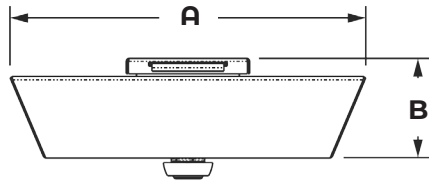
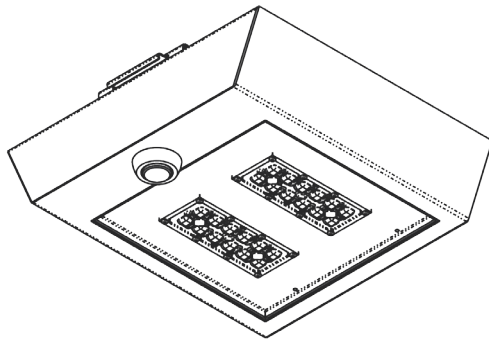
TYPE 5 (T5)

Example: CNT-20CLED-T2-40K-MV-BZ-CM-PC

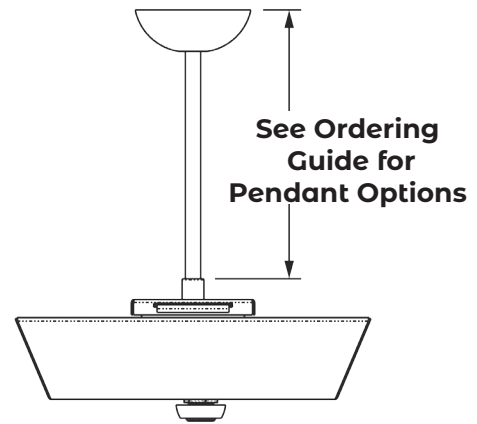
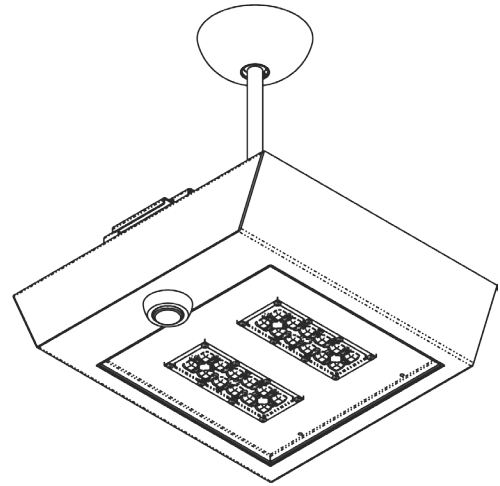


Cat #	Wattage	Light Dist.	Color Temp.	Voltage	Finish	Mounting	Options
Century (CNT)	20W (20CLED)	Type 2 (T2)	3000K (30K)	120-277V (MV)	Black (BLK)	Ceiling Mount (CM)	Motion Sensor (OCC)
	30W (30CLED)	Type 3 (T3)	4000K (40K)	480V (HV)	White (WHT)	Pendant Mount 12" (PM12)	Button Photo Cell (PC)
	40W (40CLED)	Type 4 (T4)	5000K (50K)		Silver (SLR)	24" (PM24)	Wireless controls (WC)
	60W (60CLED)	Type 5 (T5)			Bronze (BRZ)	36" (PM36)	Emergency Battery Pack (EMR)
	70W (70CLED)				Graphite (GPH)		
	80W (80CLED)				Custom (CST)		
	100W (100CLED)						

CNT-CM



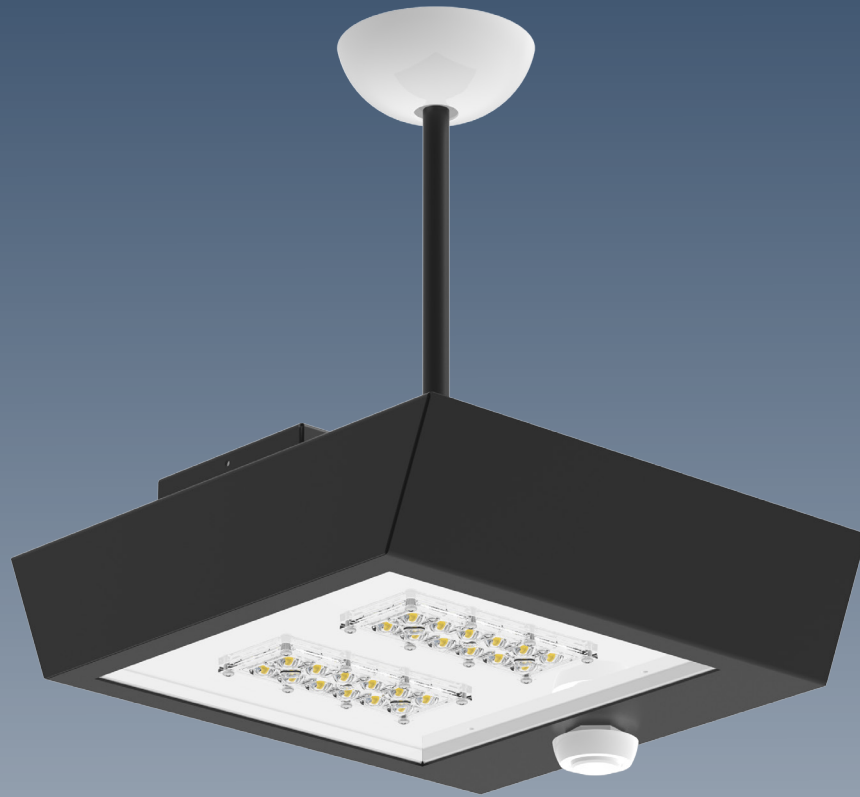
CNT-PM



Dimensions					
Cat#	A	B	C		EPA
CNT-CM	17" 3/8	5" 7/8	16"		.53
CNT-P12	17" 3/8	5" 7/8	16"	12"	.60
CNT-PM24	17" 3/8	5" 7/8	16"	24"	.67
CNT-PM36	17" 3/8	5" 7/8	16"	36"	.74

Cat #	Input Power	Lumen Output	LPW	Color Temp. (CCT)	CRI	Rated Life (L70)	Input Voltage	HID Equivalent
CNT-20CLED	25W	3,650	182	5000K	70+	>200,000	120-277V	50W MH
CNT-30CLED	35W	5,222	174	5000K	70+	>200,000	120-277V	70W PSMH
CNT-40CLED	45W	6,492	162	5000K	70+	>200,000	120-277V	150W HPS
CNT-60CLED	65W	8,320	132	5000K	70+	>200,000	120-277V	175W PSMH
CNT-70CLED	75W	9,986	142	5000K	70+	>200,000	120-277V	250W HPS
CNT-80CLED	85W	10,340	129	5000K	70+	>200,000	120-277V	250W MH
CNT-100CLED	105W	14,640	146	5000K	70+	>200,000	120-277V	400W PSMH

Proudly Manufactured and Assembled in the USA



Crystal Lighting
13182 Flores ST.
Santa Fe Springs , CA. 90670
Ph: 562-944-0223
www.crystallighting.us

Proudly manufactured and assembled in the USA