

Pole Shaft

Constructed of seamless extruded 6063 Aluminum Alloy tube per ASTM B221 requirements. Poles have Ground Lug welded inside behind hand hole. Hand Hole is 3"x5" and has a reinforced frame.

Base Plate

4-Bolt Aluminum base flange, 3/4" thick plate for poles up to 20ft High and 1" thick for poles 21ft of height and over.

Powder Coating

All poles are sandblast prior to painting, Powder coat is applied to a minimum of 3 millimeters and baked at 400 °F temperature. CL-RSA comes with (3) three year warranty.

Anchor Bolts

Anchor bolt Kit includes 4 L-Shaped Hot Dip Galvanized Bolts, each anchor bolt come with two galvanized nuts and washer per bolt, Anchor bolts meet or exceed a minimum of 36,000 PSI and conform to ASTM F1554 grade 36.

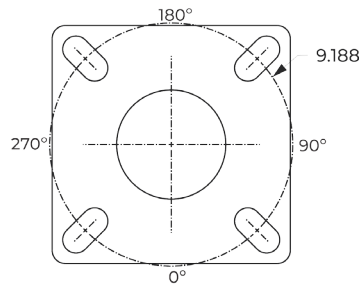
Base Cover, Hand Hole Cover and Pole Cap

CL-RSA come with Removable Pole Cap and Aluminum Base Cover Powder Coated to match Pole. Cast Hand Hole Cover are provided with Internal bridge support and are powder coated to match pole.

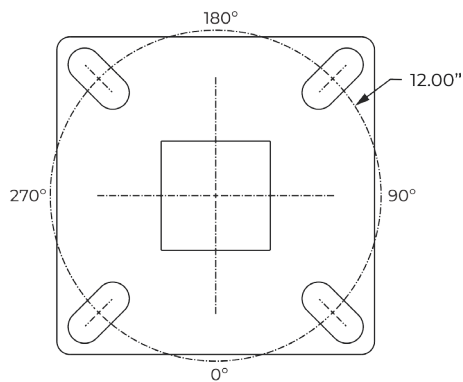
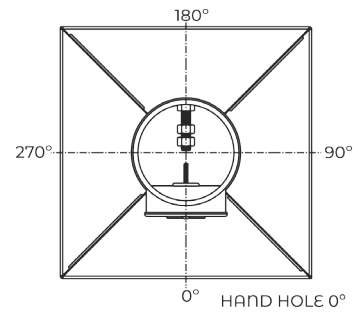
Example: CL-RSA-8-4-188-9BP-342-D180-BRZ-T3R

Cat #	Height	Pole O.D	Thickness	Bolt Circle	Anchor Bolt	Mounting	Finish	Options
Round Straight Aluminum Fluted (CL-RSAF)	8' (8)	4"RD	.188"	8"3/16 - 10"3/16	3/4"x24"	Single	Bronze	Tenon
	10' (10)	(4R)	(.188)	Bolt Circle	(342)	(SGL)	(BRZ)	2" 3/8 RND (T2R)
	12' (12)	5"RD		(10'-20')	1"x36"	Double 180°	White	3" RND (T3R)
	14' (14)	(5R)		(9BP)	(136)	(D180)	(WHT)	3" 1/2 RND (T312R)
	16' (16)			10" - 14"		Double 90°	Silver	4" RND (T4R)
	18' (18)			Bolt Circle		(D90)	(SVR)	4" 1/2 RND (T412R)
	20' (20)			(20' Over)		Triple 90°	Green	3" 1/2 SQ (T312S)
				(12BP)		(T90)	(GRN)	4" 1/2 SQ (T412S)
						Triple 120°	Black	5" 1/2 SQ (T512S)
						(T120)	(BLK)	
						Quad	Graphite	Round Base Cover
						(QD)	(GPH)	(RBC)
							Custom	GFI Provision
							(CST)	ONLY (GFIP)
							Marine	GFI KIT (GFIK)
							Grade	
							(MG)	

3"RD up to 15ft height



9" Sq. Base plate



12" Sq. Base Plate

Pole EPA								
Maximum EPA (ft) allowance								
Height	Pole Dia.	Size	Base Plate	Bolt Circle	Bolts	80mph	90mph	100mph
8'	4" OD	.125	3/4" X 9" SQ	9"-3/16	3/4" X 24"		11.4	9.0
10'	4" OD	.125	3/4" X 9" SQ	9"-3/16	3/4" X 24"	10.3	7.8	6.0
12'	4" OD	.125	3/4" X 9" SQ	9"-3/16	3/4" X 24"	8.2	6.0	4.5
12'	5" OD	.188	3/4" X 9" SQ	9"-3/16	3/4" X 24"	11.6	8.7	6.5
14'	4" OD	.125	3/4" X 9" SQ	9"-3/16	3/4" X 24"	7.1	4.8	2.8
14'	5" OD	.188	3/4" X 9" SQ	9"-3/16	3/4" X 24"	10.0	7.5	5.5
15'	4" OD	.125	3/4" X 9" SQ	9"-3/16	3/4" X 24"	9.6	7.4	5.6
15'	5" OD	.188	3/4" X 9" SQ	9"-3/16	3/4" X 24"	14.8	11.6	8.8
16'	4" OD	.125	3/4" X 9" SQ	9"-3/16	3/4" X 24"	8.3	6.0	4.4
16'	5" OD	.188	3/4" X 9" SQ	9"-3/16	3/4" X 24"	13.7	10.4	7.6
18'	4" OD	.125	3/4" X 9" SQ	9"-3/16	3/4" X 24"	6.2	3.6	1.7
18'	5" OD	.188	3/4" X 9" SQ	9"-3/16	3/4" X 24"	11.7	8.2	6.4
20'	4" OD	.125	3/4" X 9" SQ	9"-3/16	3/4" X 24"	12.4	8.2	5.3
20'	5" OD	.188	3/4" X 9" SQ	9"-3/16	3/4" X 24"	9.8	7.0	5.0

Proudly Manufactured and Assembled in the USA