


5001

Ceiling / Pendant LED Lighting
DESIGN-FUNCTION-QUALITY



Crystal Lighting Corp.





5001 is perfect for illuminating interior locations such as: parking garages, canopies, and industrial/commercial spaces. This garage light fixture is designed for wet locations and includes a wide light distribution.

-10 year / 100,000hrs Limited Warranty.

FEATURES.

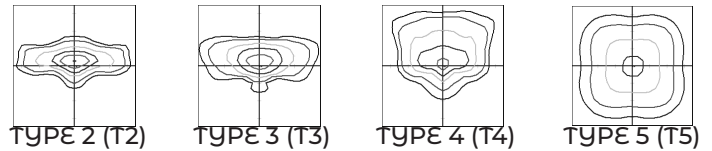
- Optical System designed for Parking Garages
- Energy Savings: Over 60% compared to HID light sources
- Improved lumen maintenance
- Utilizes high efficient Lumiled LED's
- Operating temperatures: -30°C ~ 60°C
- Driver 0-10v dimmable, 120-277v, 50/60Hz,
- Suitable for WET locations
- Occupancy Sensors, Photo Cell (optional)
- Operating Life: 200,000 hours (L70)

CONSTRUCTION.

- Heavy Gauge Aluminum Spun.
- Silicone Gasket to provide IP66 Protection
- 3mils Powder Coat (various colors available.)
- Clear Optical System
- Mounting: Ceiling or Pendant Mount.



OPTIC DISTRIBUTION

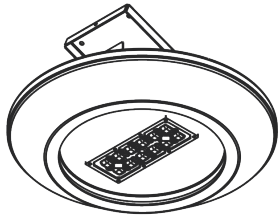


Example: 5001-20CLED-T5-50K-MV-CM-WH-OCC

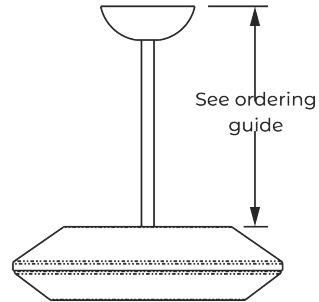
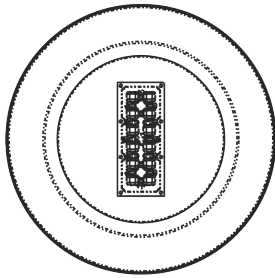
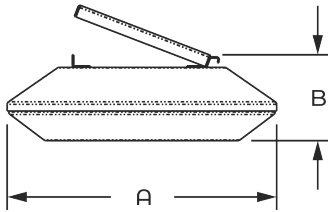
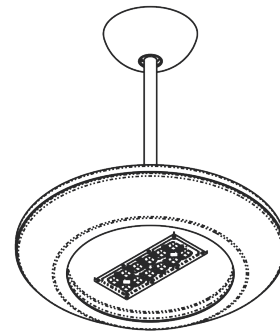


Cat #	Wattage	Light Dist.	Color Temp.	Voltage	Finish	Mounting	Options
5001 (5001)	20W (20CLED)	Type 2 (T2)	3000K (30K)	120-277V (MV)	White (WHT)	Celing Mount (CM)	Occupancy Sensor (OCC)
-----	40W (40CLED)	Type 3 (T3)	4000K (40K)	480V (HV)	Silver (SLR)	Pendant Mount 12"	Button Photo Cell (PC)
5001-II (5001-II)	50W (50CLED)	Type 4 (T4)	5000K (50K)		Black (BLK)		
	60W (60CLED)	Type 5 (T5)			Bronze (BRZ)	36"	Wireless controls (WC)
	70W (70CLED)				Graphite (GPH)	(PM36)	EMR. BATTERY (EMR)
	-----				Custom (CST)		
	80W (85CLED)						
	100W (100CLED)						
	120W (120CLED)						

5001-CM



5001-PM



Cat#	A	B	C	EPA
5001	16" 1/8	5 1/4	-	.53
5001-II	20"	6"	-	.80

Cat #	Input Power	Lumen Output	LPW	Color Temp. (CCT)	CRI	Rated Life (L70)	Input Voltage	HID Equivalent
5001-20CLED	25W	3,650	182	5000K	70+	>200,000	120-277V	70W MH
5001-40CLED	45W	6,492	162	5000K	70+	>200,000	120-277V	150W HPS
5001-50CLED	55W	7,780	155	5000K	70+	>200,000	120-277V	150W MH
5001-60CLED	65W	8,539	142	5000K	70+	>200,000	120-277V	175W PSMH
5001-70CLED	75W	9,986	142	5000K	70+	>200,000	120-277V	250W MH
5001-II-80CLED	85W	12,984	155	5000K	70+	>200,000	120-277V	250W HPS
5001-II-100CLED	105W	15,561	155	5000K	70+	>200,000	120-277V	400W MH
5001-II-120CLED	125W	16,012	133	5000K	70+	>200,000	120-277V	400W PS

Proudly Manufactured and Assembled in the USA



Crystal Lighting
13182 Flores ST.
Santa Fe Springs , CA. 90670
Ph: 562-944-0223
www.crystallighting.us

Proudly manufactured and assembled in the USA