



RLM Shades are made from Spun 0.080 High purity aluminum. Arms are formed from 1/2 or 3/4 NPT Aluminum Pipe.

**Finish**

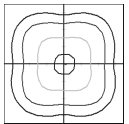
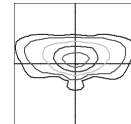
-3 Mil Powder-Coat, Variety of standard and custom finishes are available.

**Features.**

- 0-10 Volt Dimming
- Driver: Constant current, 120-277v, 50/60Hz, 480v (optional)
- 10 Year limited Warranty
- Suitable for wet locations

Shade Dimensions		
CAT#	D	H
CLA-SHS	12"	8"
CLA-SH1	16"	9" 1/2
CLA-SH2	18"	9" 1/2
BRN-SH1	16"	9"
SLD-SH1	9" 1/2	6" 1/2

**OPTIC DISTRIBUTION**



TYPE 3 (T3)

TYPE 5 (T5)

Example: CLA-SHS-10CLED-T3-40K-MV-BZ-ST6-OAL



Cat #	Shade Diameter	Wattage	Light Dist.	Color Temp.	Voltage	Finish	Mounting	Options
Classic (CLA)	12" Shade Small (Up to 20W) (SHS)	10W (10CLED) 20W (20CLED)	Type 3 (T3)	3000K (30K) 4000K (40K)	120-277V (MV) 480V (HV)	Aluminum Black (BLK) White (WHT) Silver (SLR) Bronze (BRZ) Graphite (GPH) Marine Grade (MG) Custom (CST)	Pole Mount Arm1 (A1) Wall Mount Arm2 (A2) Arm3 (A3) Arm4 (A4) Arm5 (A5) Arm6 (A6) Arm7 (A7)	Frosted Acrylic Lens (FAL)  Opal Acrylic Lens (OAL)
	16" Shade 1 (SH1)	30W (30CLED)	Type 5 (T5)	5000K (50K)				
	18" Shade 2 (SH2)							
Barn (BRN)	16" Shade 1 (SH1)							
Slanted (SLD)	9" 1/2 Shade 1 (SH1) (Up to 20W)						STEM (ST) CORD (CR) 6" (6) 12" (12) 18" (18) 24" (24)  Custom (CST)	

Shade Options



Classic

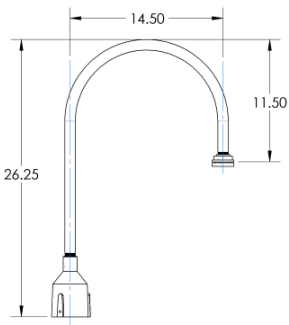


Barn

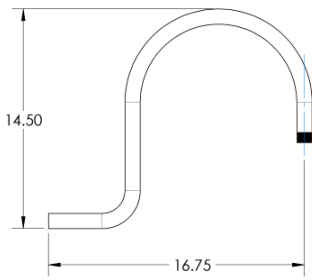


Slanted

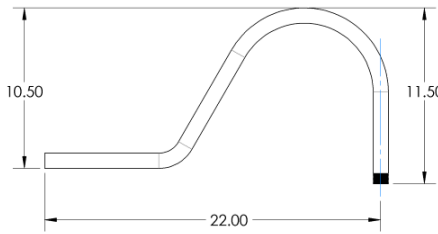
Arms Options



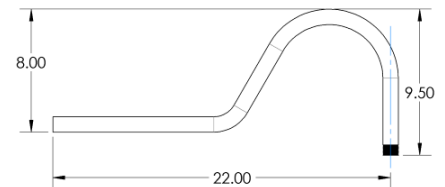
Arm-1 (26"1/4 x 14"1/2)



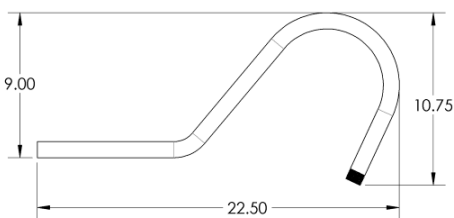
Arm-2 (14"1/2 x 17"1/4)



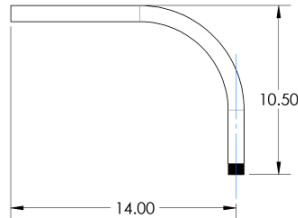
Arm-3 (22" x 10" 1/2)



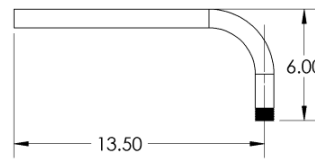
Arm-4 (22" x 8")



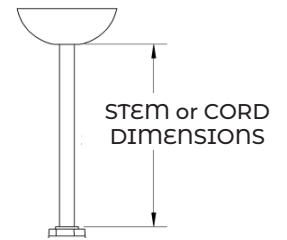
ARM-5 (22" 1/2 x 9")



ARM-6 (14" x 10"1/2)



ARM-7 (13"1/2 x 6")



STEM or CORD

Cat #	Input Power	Lumen Output	LPW	Color Temp. (CCT)	CRI	Rated Life (L70)	Input Voltage	Input Frequency	HID EquivWalent
CLA/BRN/SLD-10CLED	15W	1,665	166	5000K	70+	>200,000	120-277V	50/60HZ	100w MH
CLA/BRN/SLD-20CLED	25W	3,089	154	5000K	70+	>200,000	120-277V	50/60HZ	150w HPS
CLA-SH1, SHA2/BRN-SH1-30CLED	35W	4,374	145	5000K	70+	>200,000	120-277V	50/60HZ	250w MH

Proudly Manufactured and Assembled in the USA