



**Pulsar Bollard** Designed with a Sleek and Clean Appearance, Modern Style, downward light distribution, and Dark Sky Compliant. **Turtle Friendly** amber (590nm) lighting ideal for areas where excessive artificial lighting can disturb ecosystems, such as coastal areas where sea turtles need a dark sky to orient and migrate towards the ocean.

**Pulsar Bollard** is available in Type 2, 3 and 5 Light Distribution, Optional Vandal-Resistant Base, 3 Mil Powder Coat Finish, 3/8 x 10" Long Anchor Bolts (Included). Optional 15W, 20W, 30W or 40W System. Ideal for Lighting Pedestrian Walkways and Accenting the Exterior Grounds of Office and Apartment Buildings, Hotel and Parks.

- 10 Year/100,000 Limited Warranty.

**Features**

- Utilizes 590nm LEDs
- Operating temperatures: -30°C ~ 60°C.
- Driver: Constant current, 120~277v, 50/60Hz, 480v (Optional)
- Suitable for wet locations.
- 0-10 Dimming Driver, Photo Cell, Micro Wave Sensor and Wireless Controls (Optional).
- Operating Life: >100,000 hours.



**Construction**

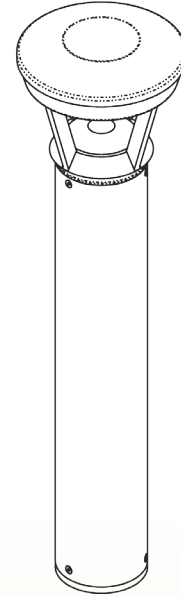


- Extruded Aluminum Body with Cast Aluminum Base, Heavy Gauge Spun Top.
- 3 Mil Powder Coat Finish (Many Finish Available).
- CL- Clear optical System (Standard).
- Silicone Gasket to Prevent Leakage and Provide Weather-Tight Protection
- Mounting: Mounting Kit with (3x) 10" Anchor Bolts Included

Example: PLSRB-6-42-TF20CLEd-T5-40K-MV-BLK

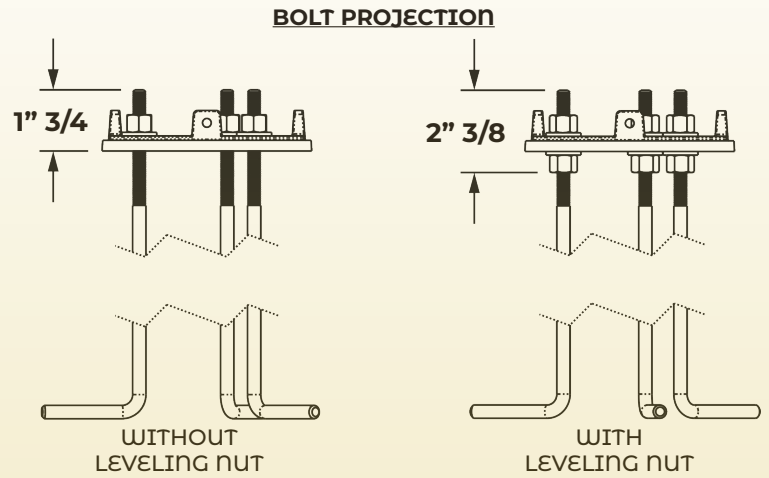
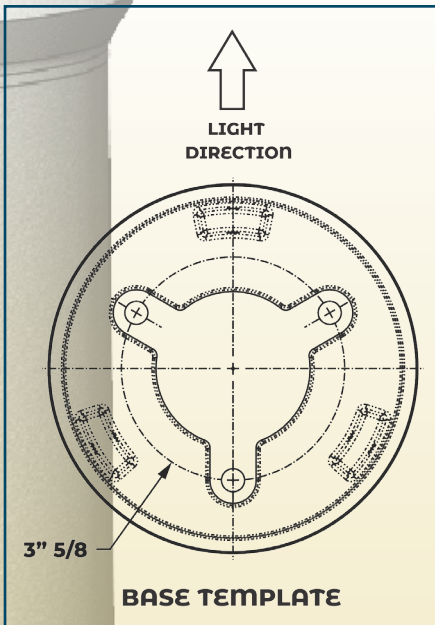


Cat #	Dia.	Height	Wattage	Light Dist	Color Temp.	Voltage	Color	Options
Pulsar Bollard (PLSRB)	6" OD. (6)	42" (42)	TF15W (TF15CLEd)	Type 2 (T2)	Turtle Friendly Amber (TRTL)	120-277V (MV)	Black (BLK)	*Micro Wave Sensor (MWS)  *Motion Sensor  Button Photo Cell (PC) Wireless controls (WC) Vandal Resitant Base (VRB)
		36" (36)	TF20W (TF20CLEd)	Type 3 (T3)		480V (HV)	White (WH)	
		24" (24)	TF30W (TF30CLEd)	Type 4 (T4)		Bronze (BRZ)		
			TF40W (TF40CLEd)	Type 5 (T5)		Silver (SIL)		
						Graphite (GPH)		
						Marine Grade (MG)		
						Custom (CST)		





Dimensions			
Cat#	A	B	C
PLSRB	6"	42", 36", or 24"	11"



Cat #	Input Power	Lumen Output	LPW	Color Temp. (CCT)	CRI	Rated Life (L70)	Input Voltage	HID Equivalent
PLSRB-TF15CLED	TF20W	1,935	129	5000K	70+	>200,000	120-270V	50/60HZ
PLSRB-TF20CLED	TF25W	2,520	126	5000K	70+	>200,000	120-277V	50/60HZ
PLSRB-TF30CLED	TF35W	3,570	119	5000K	70+	>200,000	120-277V	50/60HZ
PLSRB-TF40CLED	TF45W	4,520	113	5000K	70+	>200,000	120-277V	50/60HZ

**Proudly Manufactured and Assembled in the USA**