



The decorative, sophisticated design of the CL-20 enhance the appearance of any location. It is available in 3 different sizes and multiple finishes. CL-20 is commonly installed in Exterior- Locations such as: Hotels, Restaurants, Public Transportations facilities, and other Commertial Areas.

-10year or 10,000 Hour Limited Warranty

Feactures:

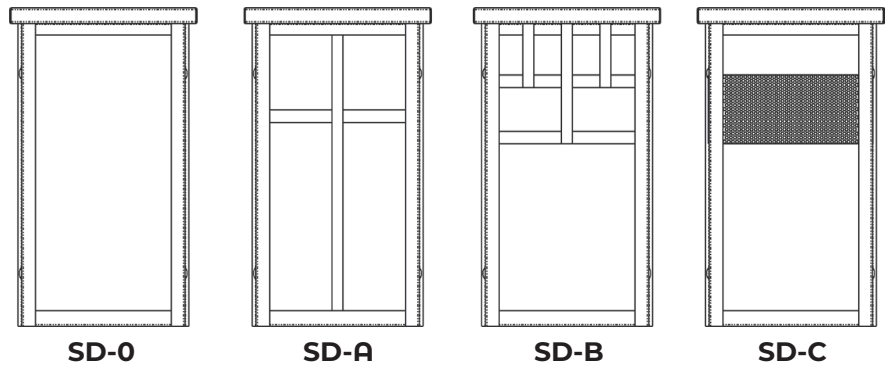
- 120/277 Multi-volt
- UL listed for damp and wet locations
- Kelvin: 30K, 40K or 50K
- High efficacient Lumined LED`s

Construcytion

- Housing is aluminum Heavy Gauge material
- Frosted Acrylic Lens (Standard)
- Multiple Finishes to choose (See Ordering Guide)



Strap Design




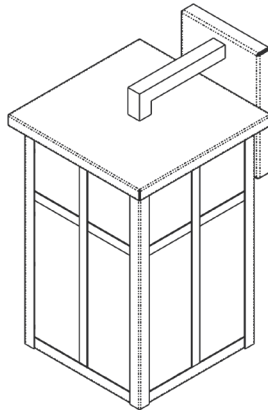
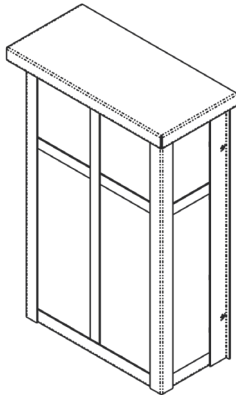
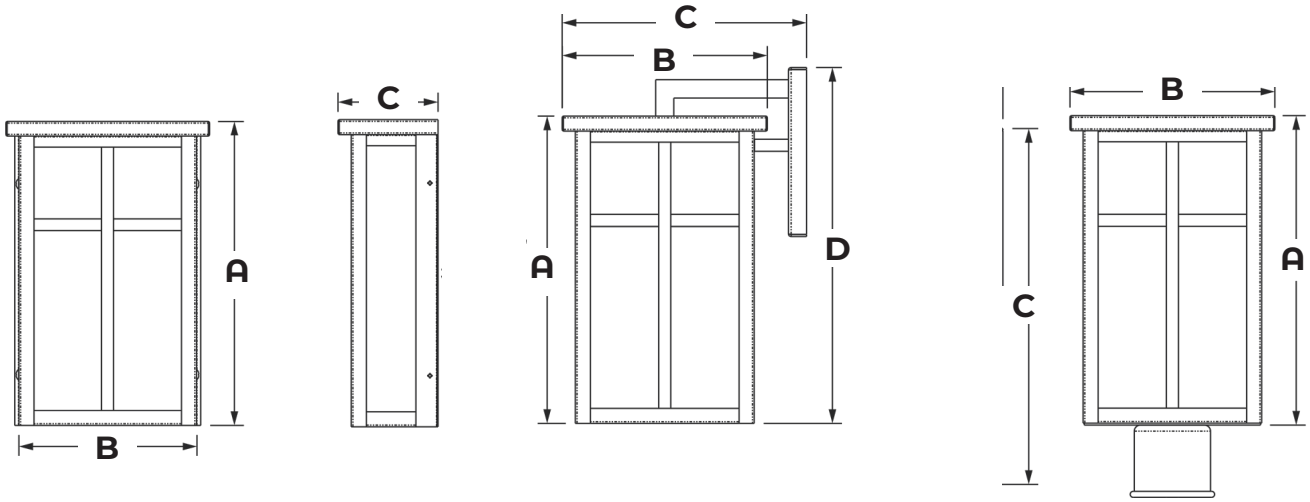
Note: For other strap option contact Factory



Example: CL-20S-SD0-10CLEd-30K-MV-BLK-WM-PC

Cat #	Strap Design	Wattage	Color Temp.	Voltage	Finish	Mounting	Options
CL-20 SmaL (CL-20S) -----	Strap Design-0 (SD0)	5W (5CLEd)	3000K (30K)	120-277V (MV)	Matte Black (MBLK) Glossy Black (GBLK) Texture Black (TBLK) Texture White (TWHT) Silver (SLR) Bronze (BRZ) Graphite (GPH)	Sconce (SCN) Arm Mount (AM) Post Mount (PM)	Button Photocell (PC) Emergency Batt. Pack (EMR) Opal Acrylic Lens (OAL)
	Strap Design-A (SDA)	10W (10CLEd)	4000K (40K)				
	Strap Design-B (SDB)	20W (20CLEd)	5000K (50K)				
	Strap Design-C (SDC)	-----	-----				
CL-20 Medium (CL-20m)		30W (30CLEd)					
CL-20 Large (CL-20L)		25W (25CLEd)					
		40W (40CLEd)					

Mounting Options



CL-20-SCN (Sconce)			
Cat#	A	B	C
CL-20S	10"	7"	4"
CL-20M	11" 1/2	8" 1/2	4"
CL-20L	16"	9" 1/2	5"

CL-20-AM (Arm Mount)				
Cat#	A	B	C	D
CL-20S	10"	7"	8" 5/8	12"
CL-20M	11" 1/2	8" 1/2	10" 1/8	13" 1/2
CL-20L	16"	9" 1/2	11" 1/8	18"

CL-20-PM (Post Mount)		
Cat#	A	B
CL-20S	10"	7"
CL-20M	11" 1/2	8" 1/2
CL-20L	16"	9" 1/2

Cat #	Input Power	Lumen Output	LPW	Color Temp. (CCT)	CRI	Rated Life (L70)	Input Voltage
CL-20S-5CLED	10W	918	183	5000K	70+	>200,000	120-277V
CL-20S-10CLED	15W	1,914	191	5000K	70+	>200,000	120-277V
CL-20S-15CLED	20W	2754	183	5000K	70+	>200,000	120-277V
CL-20s/m-20CLED	25W	2,935	146	5000K	70+	>200,000	120-277V
CL-20m/L-30CLED	35W	4842	161	5000K	70+	>200,000	120-277V
CL-20m/L-35CLED	40W	5320	152	5000K	70+	>200,000	120-277V
CL-20m/L-40CLED	45W	6252	156	5000K	70+	>200,000	120-277V

Proudly Manufactured and Assembled in the USA