



**Santa Fe** is an architectural LED light fixture constructed with rugged Cast Aluminum. Perfect for lighting up residential exteriors, walkways, perimeters, school campuses, industrial/commercial spaces, parking lots, recreational parks.

- 10 year/100,000 hour limited warranty.
- Dark Sky Luminaire

#### Features

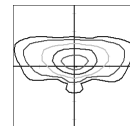
- Energy Savings: Over 66% compared to HID light sources..
- Improved lumen maintenance.
- Utilizes high efficient Phillips Lumiled LED's.
- Operating temperatures: -30°C ~ 60°C.
- Driver: Constant current, 120-277v or 480v (Optional).
- 10Kv surge protector (Standard)
- 0-10Dimming, Occupancy Sensors, Photocell and Wireless Controls (Optional)

#### Construction

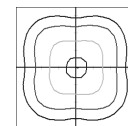
- Cast Aluminum Housing.
- Comfort White Acrylic Lens Standard, Clear Acrylic Lens Optional
- 3 mils Powder Coat Finish
- Silicone gasket provide weather-tight protection.
- Mounting: Over of a 3" O.D Tenon or Pole (standard) (Adapter is Required for other mounting sizes)



#### OPTIC DISTRIBUTION



TYPE 3 (T3)



TYPE 5 (T5)

Example: STF-40CLED-T2-30K-MV-3R-CWAL-BLK-PC)



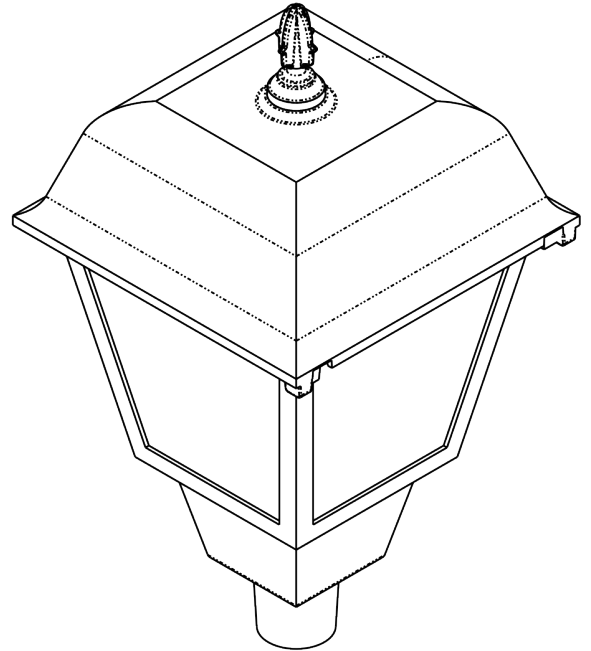
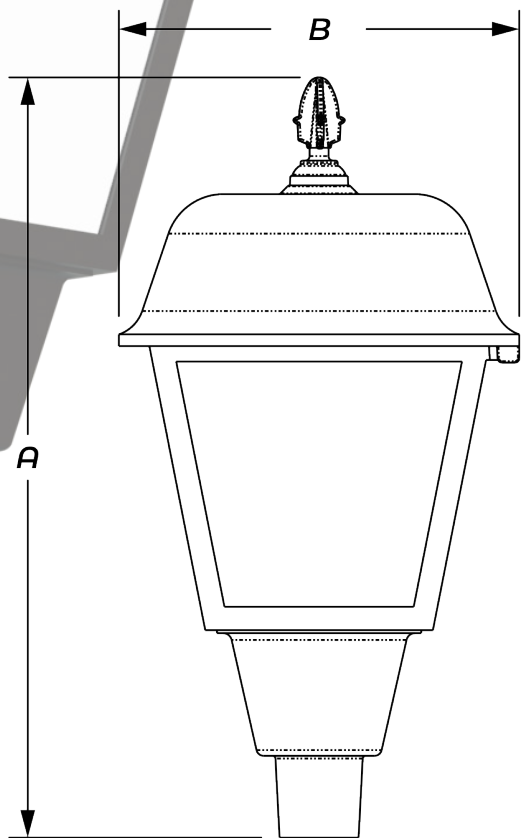
PHILIPS  
LUMILEDS



NEMA



Cat #	Wattage	Light Dist.	Color Temp.	Voltage	Mounting	Lens	Finish	Options
Santa Fe (STF)	20W (20CLED)	Type 3 (T3)	3000K (30K)	120-277V (MV)	3" OD (3R)	Comfort White Acrylic Lens (CWAL) (Standard)	Black (BLK)	Occupancy Sensor (OCC)
	40W (40CLED)	Type 5 (T5)	4000K (40K)	480V (HV)			White (WHT)	Photo Cell (PC)
	50W (50CLED)		5000K (50K)	Silver (SLR)			Wireless Control (WC)	
	60W (60CLED)		Clear Acrylic Lens (CAL)	Bronze (BRZ)				
	80W (80CLED)	Graphite (GPH)						
	100W (100CLED)	Custom (CST)						
	120W (120CLED)							



CAT#	A	B	EPA
STF	32" 1/2	17" 3/16	

Cat #	Input Power	Lumen Output	LPW	Color Temp. (CCT)	CRI	Rated Life (L70)	Input Voltage	HID Equivalent
STF-20CLED	25W	3,680	184	5000K	70+	>200,000	120-277V	50W MH
STF-40CLED	45W	6,492	162	5000K	70+	>200,000	120-277V	150W MH
STF-50CLED	55W	7,780	155	5000K	70+	>200,000	120-277V	250W MH
STF-60CLED	65W	8,539	142	5000K	70+	>200,000	120-277V	175W PSMH
STF-80CLED	85W	9,590	119	5000K	70+	>200,000	120-277V	250W PSMH
STF-100CLED	105W	12,306	123	5000K	70+	>200,000	120-277V	250W HPS
STF-120CLED	125W	16,012	133	5000K	70+	>200,000	120-277V	400W MH

Proudly Manufactured and Assembled in the USA