

Charlotte
Architectural LED Luminare
DESIGN-FUNCTION-QUALITY



Crystal Lighting Corp.



Charlotte has a Traditional and Unique Design. It is ideal for illuminating spaces such as: parking areas, entrances, walkways, parks, etc. While suitable for wet locations, this light fixture also offers a wide light distribution.

-10 year / 100,000 hrs. warranty.

Features

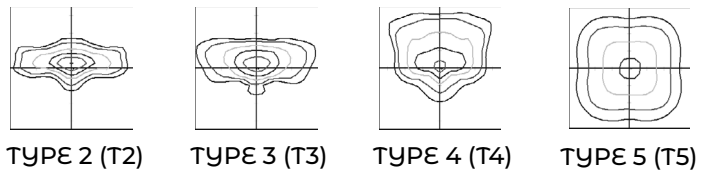
- Energy Savings: Over 66% compared to HID light sources.
- Improved lumen maintenance
- Utilizes high efficient Lumileds LED's
- Operating temperatures: -30°C ~ 60°C
- 10Kv Surge Protector. (standard)
- Driver: Constant current, 120-277v or 480v (Optional)
- Suitable for wet locations
- 0-10v Dimming, occupancy sensors, photo cell and wireless controls capable (optional)
- Operating Life: >200,000 hours

Construction

- Housing is Heavy-Duty Die-Cast Aluminum & Spun Aluminum materials.
- Powder Coating finish (Standard).
- Clear Polycarbonate Lens (standard).
- Silicone Gasket to prevent leakage and provide IP65 (Weather-Tight Protection).
- Mounting: Over 3" O.D tenon or Pole (Standard) Adapter is required for other mounting sizes.



Optic Distribution

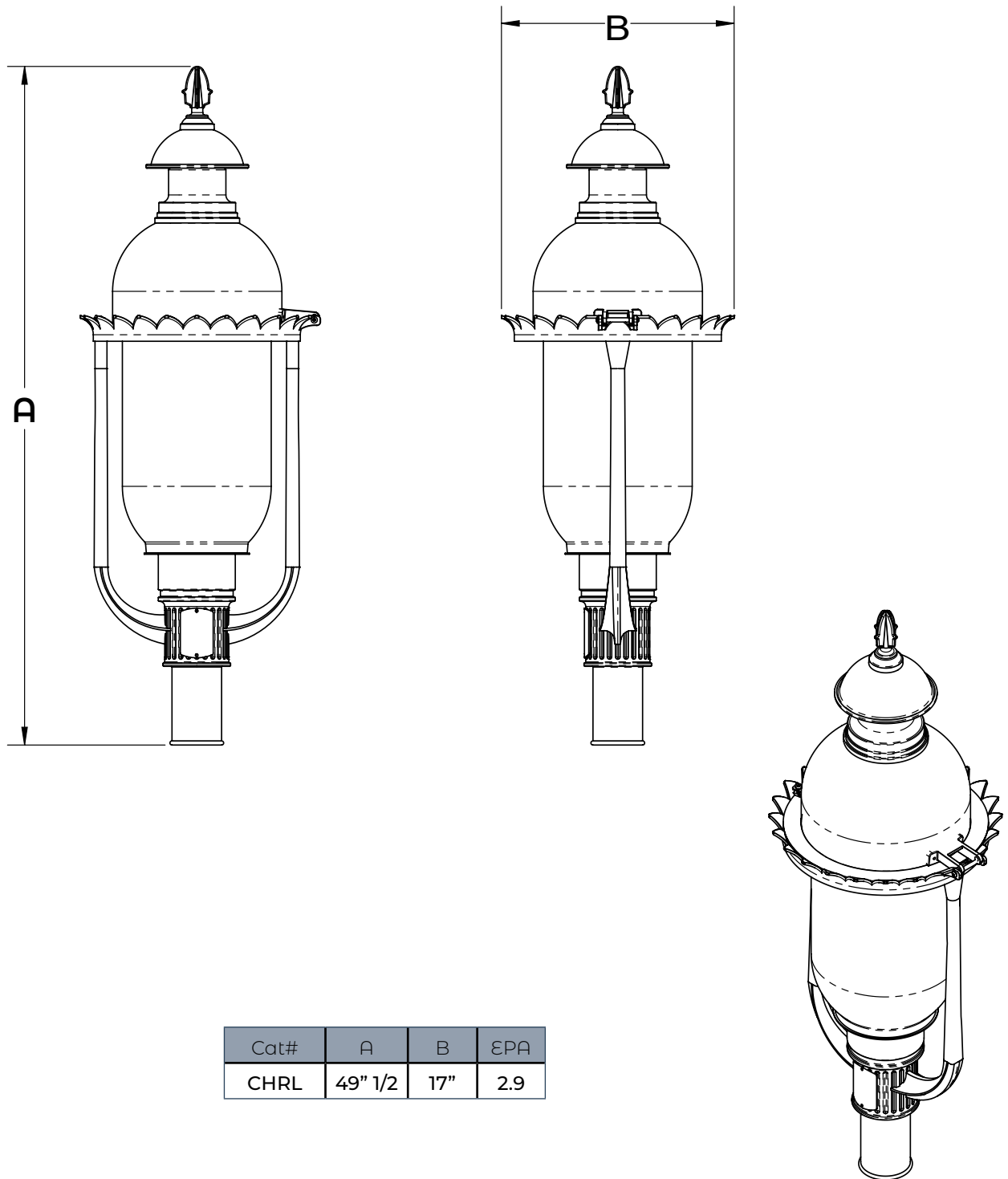


Example: CHRL-20CLEd-T2-40K-MV-BZ-PC



Cat #	Wattage	Light Dist.	Color Temp.	Voltage	Finish / Top Finish	Options
Charlotte (CHRL)	20W (20CLEd)	Type 2 (T2)	3000K (30K)	120-277V (MV)	Black (BLK)	Motion Sensor (OCC) Button Photo Cell (PC) Wireless controls (WC) Frosted Acrylic Lens (FAL)
	30W (30CLEd)	Type 3 (T3)	4000K (40K)	480V (HV)	White (WHT)	
	40W (40CLEd)	Type 4 (T4)	5000K (50K)		Silver (SLR)	
	50W (50CLEd)	Type 5 (T5)			Bronze (BRZ)	
	60W (60CLEd)				Graphite (GPH)	
	70W (70CLEd)				Custom (CST)	

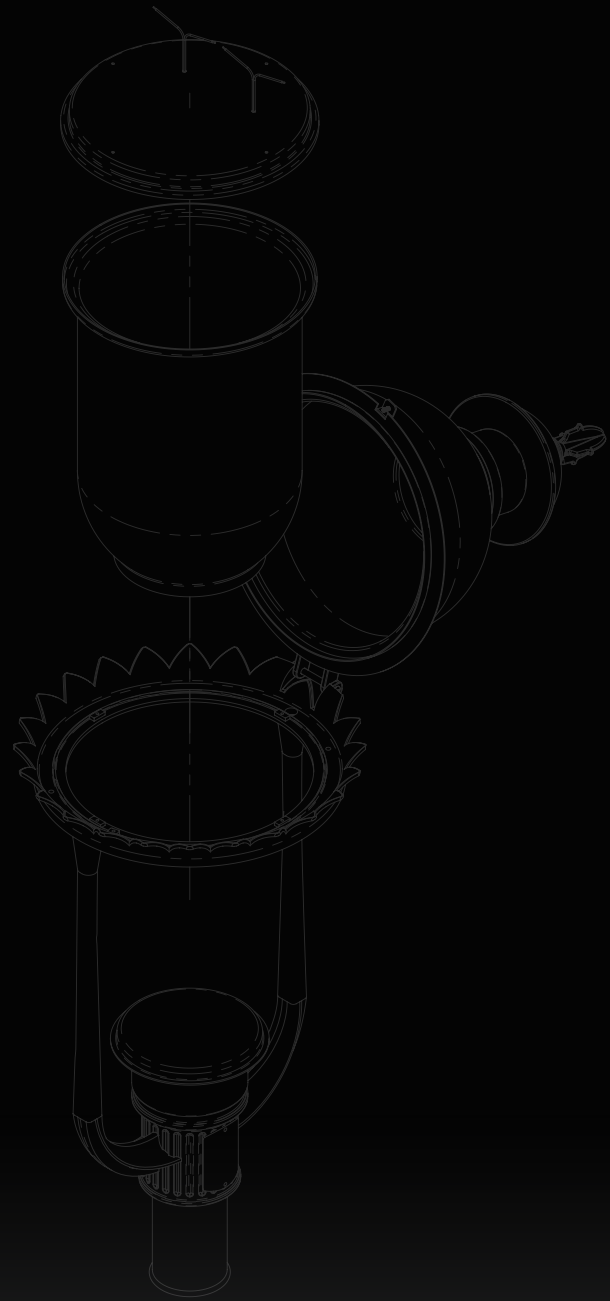
Top Finish
Sun Gold **(SGLD)**
White **(WHT)**



Cat#	A	B	EPA
CHRL	49" 1/2	17"	2.9

Cat #	Input Power	Lumen Output	LPW	Color Temp. (CCT)	CRI	Rated Life (L70)	Input Voltage	HID Equivalent
CHRL-20CLED	25W	3597	218	5000K	70+	>200,000	120-277V	70W MH
CHRL-30CLED	35W	5145	196	5000K	70+	>200,000	120-277V	70W PS
CHRL-40CLED	45W	6720	168	5000K	70+	>200,000	120-277V	150W HPS
CHRL-50CLED	55W	7700	154	5000K	70+	>200,000	120-277V	150W MH
CHRL-60CLED	65W	8539	142	5000K	70+	>200,000	120-277V	250W PSMH
CHRL-70CLED	75W	9886	141	5000K	70+	>200,000	120-277V	250W HPS

Proudly Manufactured and Assembled in the USA



Crystal Lighting
13182 Flores St.
Santa Fe Springs, CA. 90670
Ph: 562-944-0223
www.crystallighting.us

Proudly manufactured and assembled in the USA