


ACORN Series  
Architectural LED Luminaire  
DESIGN-FUNCTION-QUALITY



Crystal Lighting Corp.



CLP-ACRN architectural LED Fixture, suitable for wet locations. Perfect for lighting up Residential Exteriors, Walkways, Perimeters, School Campuses, Industrial / Commercial Spaces, Parking Lots, Recreational Parks. This fixture has a wide light distribution.

- 10 year/100,000 hour limited warranty.



**Features.**

- Energy Savings: Over 66% compared to HID light sources.
- Improved lumen maintenance.
- High efficient LED's.
- Operating temperatures: -30°C ~ 60°C.
- Driver: Constant current, 120-277v, 50/60Hz, 480v (Optional).
- 10Kv Surge Protector. (standard).
- 0-10Dimming, Occupancy Sensors, Photo Cell and Wireless Controls capable (optional).
- Operating Life: >200,000 hours

**Construction.**

- Housing is Heavy-Duty Cast Aluminum Base.
- Powder Coat Bronze Finish (Standard). Various colors available (custom).
- Clear Acrylic Lens (Standard), Clear Polycarbonate Lens (optional).
- Silicone Gasket to prevent leakage and provide weather-tight protection.

**Mounting.**

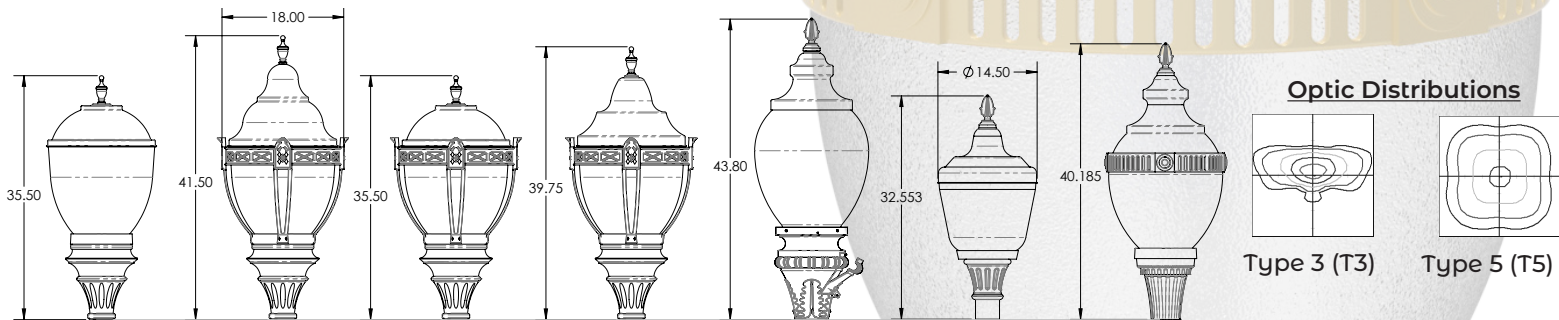
- Fitters 1, 2, 3, 4, 5 and 7 Over 3"O.D Tenon or Pole (Standard).
- Fitter 2L over 4OD Tenon or Pole (Standard).
- Fitter 6 over 5 OD. Tenon or Pole (Standard).
- Adapter is Required for other mountings.

**Light Distribution.**

- Type 5 or Type 3 (Per Order)

|        |       |
|--------|-------|
| EPA    | 2.3   |
| Weight | 22LBS |

**Average Height and Diameter**



Example: CLP-ACRN-CG1-FT1-TP1-LLA-40CLEd-T3-30K-MV-BLK-PC



| Cat #                | Cage                                    | Fitter   | Hard Top   | Lens   | Wattage  | Light Dist.                | Color Temp.                               | Voltage                    | Finish   | Options   |
|----------------------|---|--|--|--|--|----------------------------|---|----------------------------|--|---|
| CLP-ACRN             |   |  |  |  |  |                            |   |                            |  |   |
| CLP-Acorn (CLP-ACRN) | Cage 1 (CG1)<br>Lens D or Lens A-L only | Fitter 1 (FT1)<br>Fitter 2 (FT2)<br>*Fitter 2  | Lens A-L only<br>Top 1 (TP1)<br>Top 2 (TP2)<br>Top 3 (TP3)             | Acrylic Lens.<br>Large Lens A (LLA)<br>Small Lens A (SLA)<br>Lens B (LB)<br>Lens D (LD)<br>Lens E (LE) | 20W (20CLEd)<br>40W (40CLEd)<br>50W (50CLEd)<br>60W (60CLEd)<br>80W (80CLEd) | Type 3 (T3)<br>Type 5 (T5) | 3000K (30K)<br>4000K (40K)<br>5000K (50K) | 120-277V (MV)<br>480V (HV) | Black (BLK)<br>White (WHT)<br>Silver (SLR)<br>Bronze (BRZ)<br>Graphite (GPH)<br>Custom (CST) | Occupancy Sensor (OCC)<br>Bottom Photo Cell (PC)<br>7Pin Photocell Receptacle & Shoring Cap (7PCR) (Hard Top Only)<br>Wireless Control (WC) |
|                      | Cage 2 (CG2)                            | Large (FT2L)<br>*Lens E 9"OD Base<br>*MNT over 4"OD<br>Fitter 3 (FT3)<br>Fitter 4 (FT4)<br>Fitter 5 (FT5)<br>**Fitter 6 (FT6)<br>**MNT over 5"OD<br>Fitter 7 (FT7) | Lens A-S, B or D only<br>Top 1-S (TP1-S)<br>Lens E only<br>Top 4 (TP4) |  |  |                            |   |                            |  |   |



Hard Top 1



Hard Top 1-S



Hard Top 2



Hard Top 3



Hard Top 4



Lens A-S



Lens A-L



Lens B



Lens D



Lens E



Fitter 1



Fitter 2



Fitter 2L



Fitter 3



Fitter 4



Fitter 5



Fitter 6



Fitter 7



Cage 1



Cage 2



Finial 1



Finial 2

| Cat #           | Input Power | Lumen Output | LPW | Color Temp. (CCT) | CRI | Rated Life (L70) | Input Voltage | HID Equivalent |
|-----------------|-------------|--------------|-----|-------------------|-----|------------------|---------------|----------------|
| CLP-ACRN-20CLED | 25W         | 3,680        | 184 | 5000K             | 70+ | >200,000         | 120-277V      | 50W MH         |
| CLP-ACRN-40CLED | 45W         | 6,492        | 162 | 5000K             | 70+ | >200,000         | 120-277V      | 150W MH        |
| CLP-ACRN-50CLED | 55W         | 7,780        | 155 | 5000K             | 70+ | >200,000         | 120-277V      | 250W MH        |
| CLP-ACRN-60CLED | 65W         | 8,539        | 142 | 5000K             | 70+ | >200,000         | 120-277V      | 175W PSMH      |
| CLP-ACRN-80CLED | 85W         | 9,590        | 119 | 5000K             | 70+ | >200,000         | 120-277V      | 250W PSMH      |



Anaheim Architectural LED Luminaire, suitable for wet locations. Perfect for lighting up Historical Buildings, Parks or Streets, Perimeters, Residential Exteriors, Walkways, or Perimeters, School Campuses, Industrial or Commercial Spaces, Parking Lots, Recreational Parks. This fixture has a wide light distribution.  
 - 10 year/100,000 hour limited warranty.

Construction.

- Housing is Heavy-Duty Cast Aluminum Base.
- Powder Coat Bronze Finish (Standard). Various colors available (custom).
- Clear Acrylic Lens (Standard), Clear Polycarbonate Lens (optional).
- Silicone Gasket to prevent leakage and provide weather-tight protection.

Mounting.

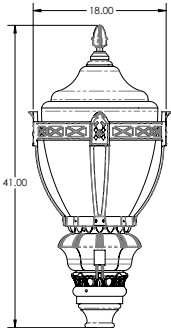
- 3" O.D Tenon or Pole (Standard), Adapter is Required for other mountings.

Light Distribution.

- Type 5 or Type 3 (Per Order)

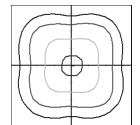
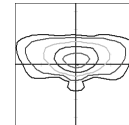
| Cat #           | Input Power | Lumen Output | LPW | Color Temp. (CCT) | CRI | Rated Life (L70) | Input Voltage | HID Equivalent |
|-----------------|-------------|--------------|-----|-------------------|-----|------------------|---------------|----------------|
| CLP-ACRN-20CLEd | 25W         | 3,680        | 184 | 5000K             | 70+ | >200,000         | 120-277V      | 50W MH         |
| CLP-ACRN-40CLEd | 45W         | 6,492        | 162 | 5000K             | 70+ | >200,000         | 120-277V      | 150W MH        |
| CLP-ACRN-50CLEd | 55W         | 7,780        | 155 | 5000K             | 70+ | >200,000         | 120-277V      | 250W MH        |
| CLP-ACRN-60CLEd | 65W         | 8,539        | 142 | 5000K             | 70+ | >200,000         | 120-277V      | 175W PSMH      |
| CLP-ACRN-80CLEd | 85W         | 9,590        | 119 | 5000K             | 70+ | >200,000         | 120-277V      | 250W PSMH      |

**Average Height and Diameter**



|        |       |
|--------|-------|
| EPA    | 2.3   |
| Weight | 22LBS |

**Optic Distributions**



Type 3 (T3)

Type 5 (T5)

Example: ANHM-40CLEd-T3-30K-MV-BLK-PC



| Cat #          | Wattage      | Light Dist. | Color Temp. | Voltage       | Finish         | Options  |
|----------------|--------------|-------------|-------------|---------------|----------------|--|
| ANHM           |              |             |             |               |                |  |
| Anaheim (ANHM) | 20W (20CLEd) | Type 3 (T3) | 3000K (30K) | 120-277V (MV) | Black (BLK)    | Occupancy Sensor (OCC)                         |
|                | 40W (40CLEd) | Type 5 (T5) | 4000K (40K) | 480V (HV)     | White (WHT)    | Button Photo Cell (PC)                         |
|                | 50W (50CLEd) |             | 5000K (50K) |               | Silver (SLR)   |  |
|                | 60W (60CLEd) |             |             |               | Bronze (BRZ)   | 7Pin Photocell Receptacle & Shoring Cap (7PCR) |
|                | 80W (80CLEd) |             |             |               | Graphite (GPH) |  |
|                |              |             |             |               | Custom (CST)   | Wireless Control (WC)                          |

Galveston Architectural LED Luminaire, suitable for wet locations. Perfect for lighting up Historical Buildings, Parks or Streets, Perimeters, Residential Exteriors, Walkways, or Perimeters, School Campuses, Industrial or Commercial Spaces, Parking Lots, Recreational Parks. This fixture has a wide light distribution.

- 10 year/100,000 hour limited warranty.

Construction.

- Housing is Heavy-Duty Cast Aluminum Base.
- Powder Coat Bronze Finish (Standard). Various colors available (custom).
- Clear Acrylic Lens (Standard), Clear Polycarbonate Lens (optional).
- Silicone Gasket to prevent leakage and provide weather-tight protection.

Mounting: .35" O.D Tenon or Pole (Standard), Adapter is Required for other mountings.

Light Distribution: Type 5 or Type 3 (Per Order)



Top Options



LA



LA-HT1



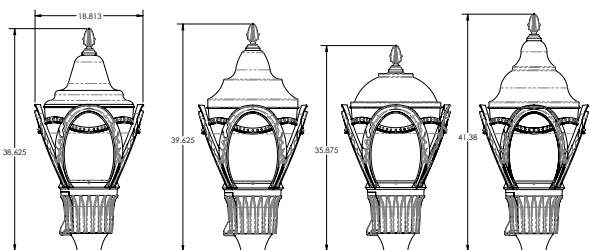
LA-HT2



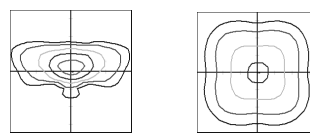
LA-HT3

| Cat #           | Input Power | Lumen Output | LPW | Color Temp. (CCT) | CRI | Rated Life (L70) | Input Voltage | HID Equivalent |
|-----------------|-------------|--------------|-----|-------------------|-----|------------------|---------------|----------------|
| CLP-ACRN-20CLED | 25W         | 3,680        | 184 | 5000K             | 70+ | >200,000         | 120-277V      | 50W MH         |
| CLP-ACRN-40CLED | 45W         | 6,492        | 162 | 5000K             | 70+ | >200,000         | 120-277V      | 150W MH        |
| CLP-ACRN-50CLED | 55W         | 7,780        | 155 | 5000K             | 70+ | >200,000         | 120-277V      | 250W MH        |
| CLP-ACRN-60CLED | 65W         | 8,539        | 142 | 5000K             | 70+ | >200,000         | 120-277V      | 175W PSMH      |
| CLP-ACRN-80CLED | 85W         | 9,590        | 119 | 5000K             | 70+ | >200,000         | 120-277V      | 250W PSMH      |

Average Height and Diameter



Optic Distributions



Type 3 (T3)

Type 5 (T5)

|        |       |
|--------|-------|
| EPA    | 2.3   |
| Weight | 22LBS |

Example: GLVTN-TP1-LLA-FNL2-40CLED-T3-30K-MV-BLK-PC



| Cat #             | Hard Top   | Lens/ Finial                                 | Wattage  | Light Dist.                | Color Temp.                               | Voltage                    | Finish   | Options   |
|-------------------|--|--|--|----------------------------|---|----------------------------|--|---|
| GLVTN             |  |  |  |                            |   |                            |  |   |
| Galveston (GLVTN) | No HT (NHT)<br>Top 1 (TP1)<br>Top 2 (TP2)<br>Top 3 (TP3) | Large Lens A (LLA)                           | 20W (20CLED)<br>40W (40CLED)<br>50W (50CLED)<br>60W (60CLED)<br>80W (80CLED) | Type 3 (T3)<br>Type 5 (T5) | 3000K (30K)<br>4000K (40K)<br>5000K (50K) | 120-277V (MV)<br>480V (HV) | Black (BLK)<br>White (WHT)<br>Silver (SLR)<br>Bronze (BRZ)<br>Graphite (GPH)<br>Custom (CST) | Occupancy Sensor (OCC)<br>Bottom Photo Cell (PC)<br>7Pin Photocell Receptacle & Shoring Cap (7PCR) (Hard Top Only)<br>Wireless Control (WC) |
|                   | *Lens A-L only   | Finial<br>Finial 2 (FNL2)<br>No Finial (NFL) |  |                            |   |                            |  |   |



Crystal Lighting  
13182 Flores ST.  
Santa Fe Springs , CA. 90670  
Ph: 562-944-0223  
[www.crystallighting.us](http://www.crystallighting.us)

Proudly manufactured and assembled in the USA